

The Iraq IDP Information Centre can be reached for free at <800-69999> for information about humanitarian assistance, or to lodge complaints or provide feedback about humanitarian assistance. The Centre might not have complete or up-to-date information related to the topics above.



In some areas Community Resource Centres are being established with the intent of connecting communities to information and services. Check if a Community Resource Centre is located nearby your areas.




Designed and Printed with the support of IOM/Funded by USAID/OFDA and UNHCR

## KNOW BEFORE YOU GO

Are you considering returning to your area of origin? No one can force you to return if you do not want to go. If you do decide to return, it is very important for you and your family to consider certain important issues to make an informed decision before you go.



Humanitarian actors will provide you with the information they know, but they may not have all the information you need. Therefore, before you decide to undertake the return journey you should reach out to family and friends, religious, tribal or community leaders, and government authorities in order to get to know more about the following:

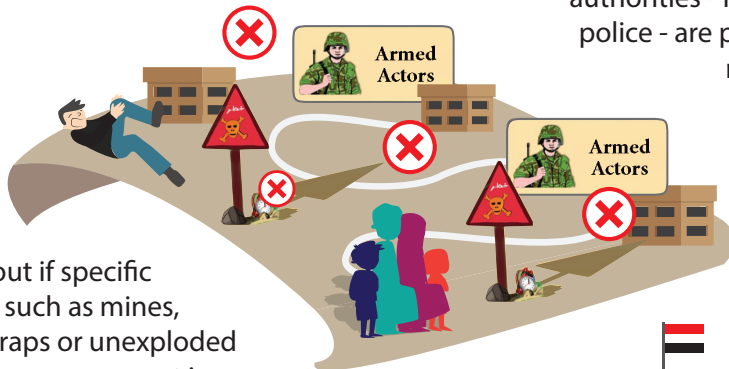


# Security

1. Confirm that you are free to choose your route, and find out if the route is safe.
2. Check whether you have to obtain security clearance before you depart, and upon arrival in your area of origin.
3. Find out if the security situation in your area is stable, and if there are military activities or armed actors there or nearby.



4. Find out if local government authorities - including local police - are present and/or re-established



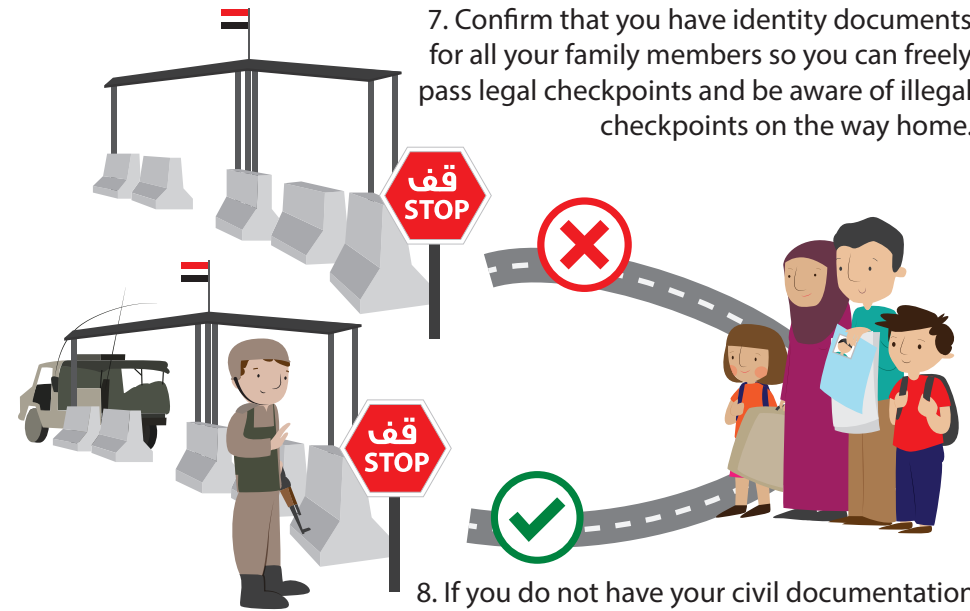
5. Find out if specific hazards such as mines, booby traps or unexploded ordinances are present in your area of origin.

6. Find out if you will have to inform the local government in your area of origin that you have returned home.



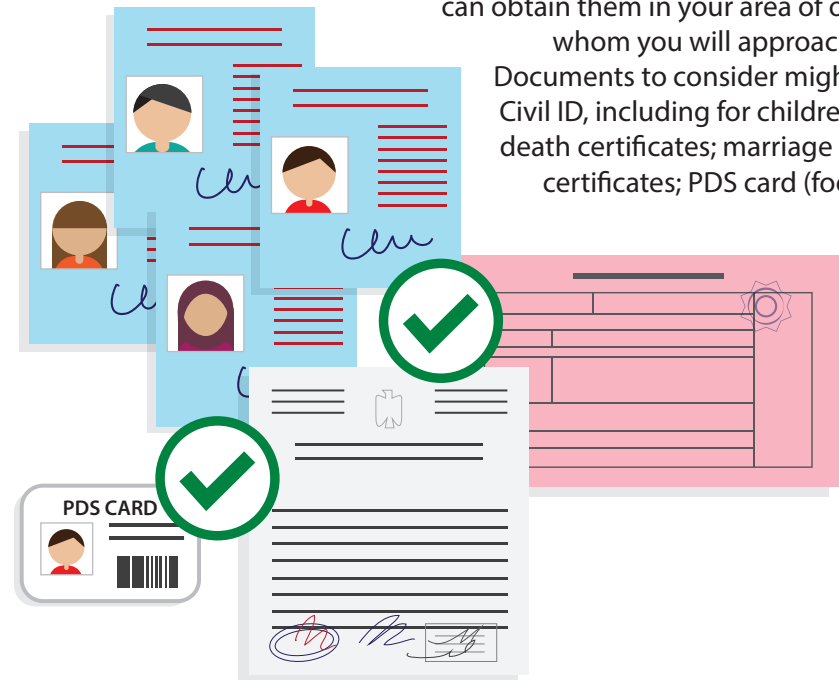
# Civil Documentation

7. Confirm that you have identity documents for all your family members so you can freely pass legal checkpoints and be aware of illegal checkpoints on the way home.



8. If you do not have your civil documentation or require new documents, confirm that you can obtain them in your area of origin, and whom you will approach for help.

Documents to consider might include: Civil ID, including for children; birth or death certificates; marriage or divorce certificates; PDS card (food ration).



## Services

9. Find out if you will have access to essential items and basic services in your area of origin, such as: water, electricity, food, healthcare, education, courts (to regain possession of your home, or compensation for damaged or destroyed property).



10. Find out if markets are functioning in your area of origin.



## Other things to consider

11. Check if you will be allowed to take your belongings home with you (e.g. personal belongings, NFIs).



12. Determine if you will be able to reunite with your family.

13. Determine if you will be able to support your family financially in your area of origin.



14. Humanitarian assistance is provided free of charge, but there may be some fees for government services. Beware of fraudulent service providers.

